



How to Register

1. Go to www.wilkescc.edu
2. Click on WCC Prowler
3. Click on WCC Prowler Student Portal



4. Click on Self-Service

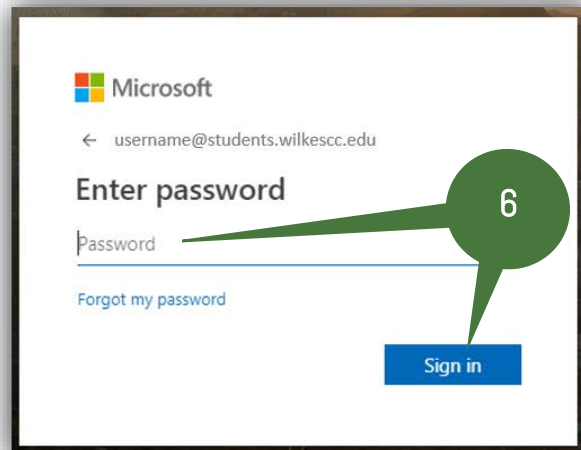
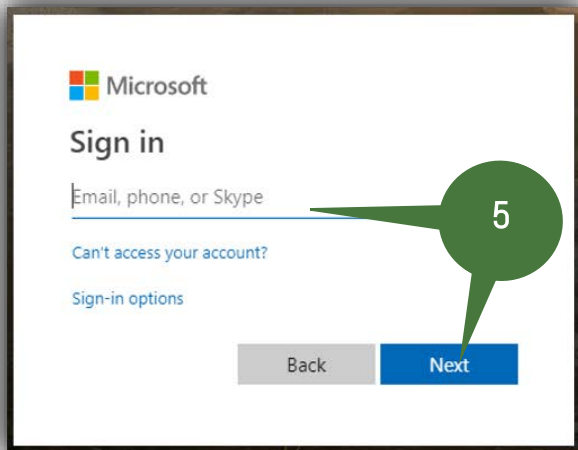


5. Enter your **WCC Email Address** and click **Next**.

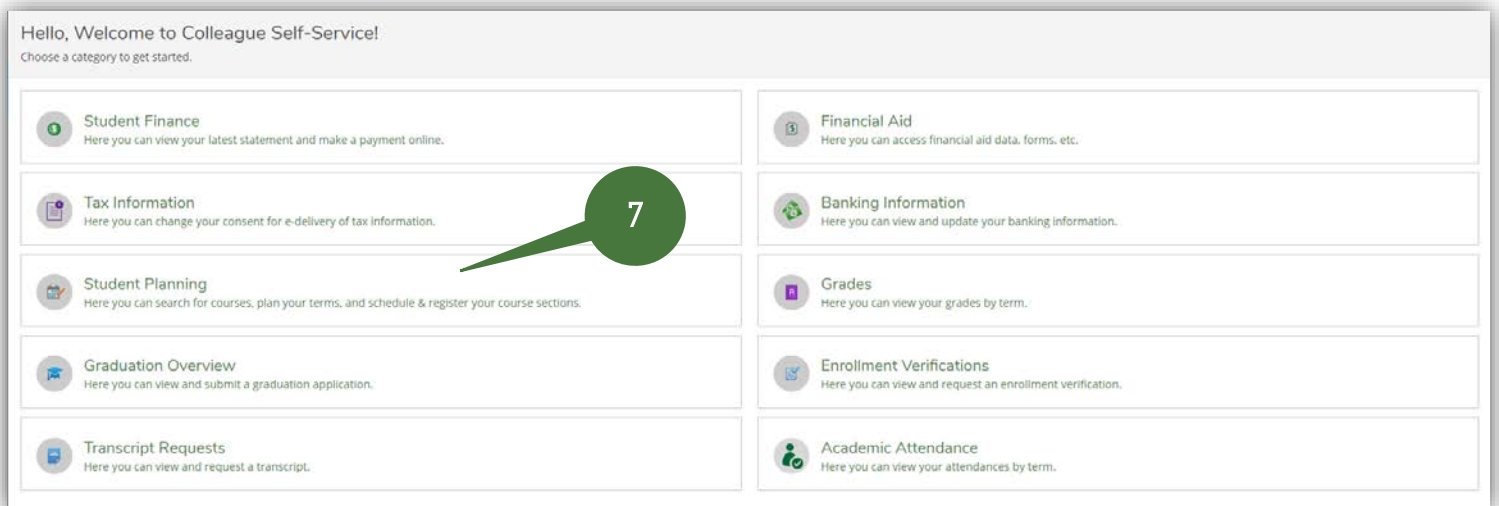
Note: If you do not know your **WCC email address**, then go to

<https://www.wilkescc.edu/wccproowler/wcc-prowler-help/> and follow the steps on the page to retrieve your User ID and/or reset your password. Your **WCC email address** is your **username@students.wilkescc.edu**.

6. Enter your **password** and click **Sign in**.



7. Click on **Student Planning**.



8. Click on Plan your Degree & Register for Classes

Steps to Getting Started
There are many options to help you plan your courses and earn your degree. Here are 2 steps to get you started:

1 **View Your Progress**
Start by going to My Progress to see your academic progress in your degree and search for courses.
[Go to My Progress](#)

2 **Plan your Degree & Register for Classes**
Next, take a look at your plan to see what you've accomplished and register your remaining classes toward your degree.
[Go to Plan & Schedule](#)

Programs Cumulative GPA Progress

9. Type in the course you would like to register for in the **search box**. **Note:** If you do not know the exact course number, you can enter just the subject (ex. ENG).

10. Press **Enter** or click on the **magnifying glass**

WILKES COMMUNITY COLLEGE Self-Service Sign out Help

Academics Student Planning Plan & Schedule

Plan your Degree and Schedule your courses

Schedule Timeline Advising Petitions & Waivers

< > Spring 2019 +

Filter Sections Save to iCal Print

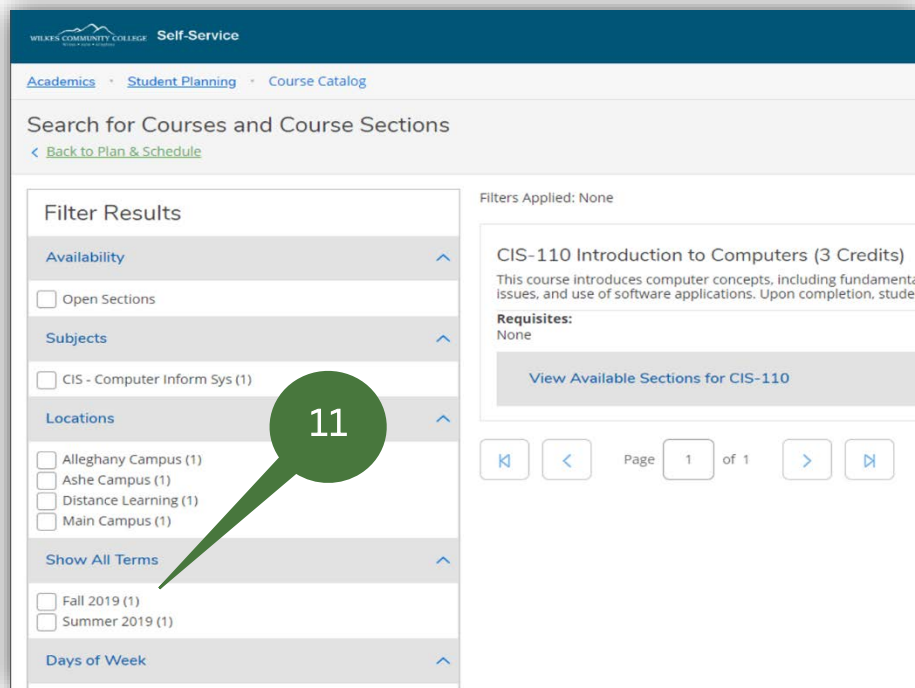
Planned: 0 Credits Enrolled: 0 Credits Waitlisted: 0 Credits

	Sun	Mon	Tue	Wed	Thu	Fri	Sat
7am							
8am			MAT-119-202		MAT-119-202		
9am			MAT-119-202		MAT-119-202		
10am							
11am		NOS-130-WB01	ENG-112-207	NOS-130-WB01	ENG-112-207		
12pm		NOS-130-WB01		NOS-130-WB01			
1pm		SGD-113-WB01		SGD-113-WB01			
2pm							
3pm							

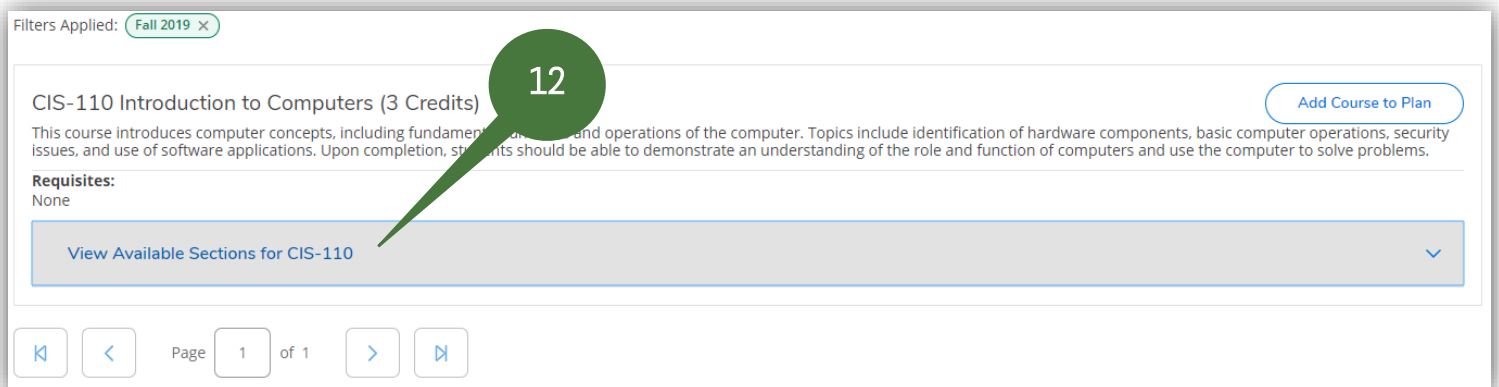
CSC-289-001: Programming Capstone Project
✓ Registered
Credits: 3 Credits
Grading: Graded
Instructor: Souther, M
1/4/2019 to 5/10/2019
Meeting Information
View other sections

ENG-112-007: Writing/Research in the Disc
✓ Registered
Credits: 3 Credits
Grading: Graded

11. Filter to show only the sections for the term you wish to register for by click on that Term.
Note: You can also filter by **Locations, Days of Week, Instructor, etc.**



12. Click on **View Available Sections for XXX-XXX**



13. Scroll down to find the section you would like to register for, and then click **Add Section to Schedule**

Filters Applied: [Fall 2019](#) x

CIS-110 Introduction to Computers (3 Credits) [Add Course to Plan](#)

This course introduces computer concepts, including fundamental functions and operations of the computer. Topics include identification of hardware components, basic computer operations, security issues, and use of software applications. Upon completion, students should be able to demonstrate an understanding of the role and function of computers and use the computer to solve problems.

Requisites:
None

View Available Sections for CIS-110

Fall 2019

Introduction to Computers 001 [Add Section to Schedule](#)

Seats	Times	Locations	Instructors
24	M 12:00 PM - 1:50 PM 8/15/2019 - 12/13/2019	Main Campus, Lowes Hall 01706 Classroom Hours	McGuire, D
	W 12:00 PM - 1:50 PM 8/15/2019 - 12/13/2019	Main Campus, Lowes Hall 01706 Lab/Shop Hours	

14. Click on **Add Section** to add the course to your schedule

Note: If this page shows any requisites listed, this does not necessarily mean you do not have requisites needed to take the course. This section is just informational. If you do not have the requisites need to take the course, then you will receive an error message informing you that you do not meet the requisites for the course when you click the **Register Now** button.

Section Details

CIS-110-001 Introduction to Computers
Fall 2019

Instructors McGuire, D dmmcguire097@wilkescc.edu, 336-838-6524

Meeting Information M 12:00 PM 1:50 PM
8/15/2019 - 12/13/2019
Main Campus, Lowes Hall 01706 (Classroom Hours)
W 12:00 PM 1:50 PM
8/15/2019 - 12/13/2019
Main Campus, Lowes Hall 01706 (Lab/Shop Hours)

Dates 8/15/2019 - 12/13/2019

Seats Available 24 of 24 Total

Credits 3

Grading Graded

Requisites None

Course Description This course introduces computer concepts, including fundamental functions and operations of the computer. Topics include identification of hardware components, basic computer operations, security issues, and use of software applications. Upon completion, students should be able to demonstrate an understanding of the role and function of computers and use the computer to solve problems.

Additional Information Coursework cannot be completed on mobile products. Students must use Windows based machines.

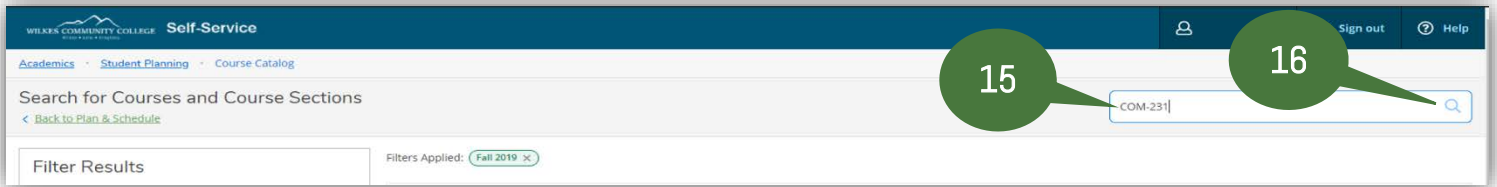
Books [Bookstore Information](#)

Transfer Status Yes

Close [Add Section](#)

15. Enter the next course into the **Search Box**

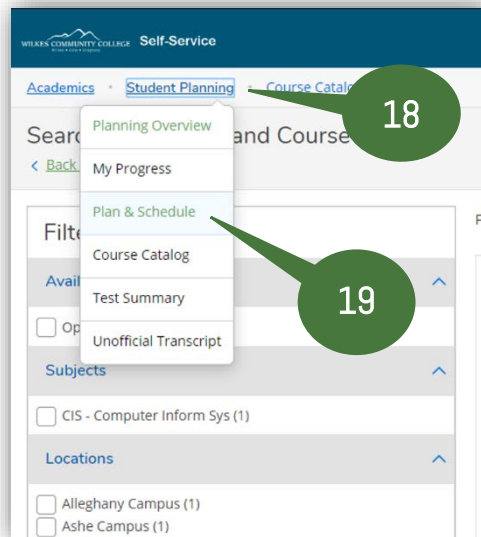
16. Press **Enter** or click the **Magnifying Glass** to search for the course



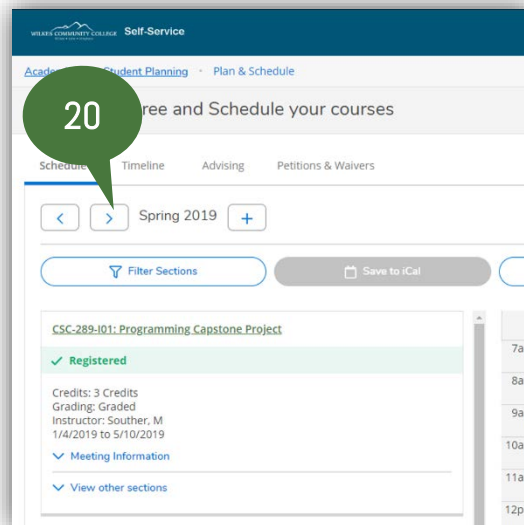
17. Repeat **Steps 12 – 14** until you have added all your courses to your schedule

18. Click on **Student Planning**

19. Click on **Plan & Schedule**



20. Click on the **Right Arrow** to advance your schedule to the semester you are registering for.



21. To register for the courses on your schedule, click **Register Now**

The screenshot shows the 'Plan your Degree and Schedule your courses' interface. At the top, there are navigation tabs for 'Schedule', 'Timeline', 'Advising', and 'Petitions & Waivers'. Below these are controls for the semester (Fall 2019) and a search bar. A green callout bubble with the number '21' points to the 'Register Now' button on the right. The course card for CIS-110-001: Introduction to Computers is shown on the left, with a 'Planned' status and a 'Register' button. The course grid on the right shows various courses in yellow boxes, indicating they are planned but not yet registered for.

22. You have completed registration when your courses turn green

The screenshot shows the same 'Plan your Degree and Schedule your courses' interface. The course card for CIS-110-001: Introduction to Computers now shows a 'Registered, but not started' status and a 'Drop' button. The course grid on the right shows the same courses in green boxes, indicating that registration is complete. The 'Register Now' button is still present at the top right.